


富利登
FREELED[®]



EPISTAR

bridgelux[®]

PHILIPS

MW
MEAN WELL

LiFUD



SHEN ZHEN ELCONI INDUSTRY CO.,LTD
HONG KONG ELCONI INDUSTRY CO.,LTD

ADD : FOXDA industry Park, No.2 langjing north road, Pingshan
District, ShenZhen, China. Tel: 86-755-83041006

Http: www.freeled-lights.com Email: ylc@freeled-lights.com



IP65/
IK04



LIFUD



KITCHEN



INDOOR SWIMMING
POOL



ADVERTISING LIGHT
SOURCE


Features:

1. IP65 structure for waterproof & Dustproof.
2. LED lighted from both inside edges.
3. Installation as recessed, mounted with surface box, suspending.
4. Application: big kitchen, indoor swimming pool, washing workshop, train station, outdoor lighting source of lamp box

MODEL	L*W*H(mm)	WATT MAX	MATERIAL
EL-WP3030	295*295*12.5	24W	AL+PMMA/PC
EL-WP6060	595*595*12.5	48W	AL+PMMA/PC
EL-WP30120	295*1195*12.5	50W	AL+PMMA/PC
EL-WP60120	595*1195*12.5	100W	AL+PMMA/PC



IP65/
IK04



KITCHEN



INDOOR SWIMMING
POOL



ADVERTISING LIGHT
SOURCE


Features:

- 1.IP65 structure for waterproof & Dustproof.
2. LED lighted from both inside edges.
- 3.R2 IP65 Panel light is recessed installation with spring ,suitable for a hole in ceiling .
- 4.Application:big kitchen ,indoor swimming pool ,washing workshop ,train station ,etc.

MODEL	L*W*H(mm)	WATT (MAX)	HOLE SIZE(mm)
EL-WP3060	310*610*10	36W	295*595
EL-WP6060	610*610*10	48W	595*595
EL-WP30120	310*1210*10	50W	295*1195
EL-WP60120	610*1210*10	76W	595*1195



IP40/
IK04



BUSINESS HALL



**LIGHT SOURCE OF
LAMPBOX**



ASSEMBLED BIG LAMPBOX

Features:


1. Many pieces of borderless structure panel light can assemble to big size panel light and use as big led box. Dimension can be customized as requirement.
2. LED lighted from both inside edges

MODEL	L*W*H(mm)	WATT(MAX)	MATERIAL
HL-PF3030	300*300*15	24W	AL+PMMA/PC
HL-PF3060	300*600*15	30W	AL+PMMA/PC
HL-PF6060	600*600*15	50W	AL+PMMA/PC
HL-PF30120	300*1200*15	60W	AL+PMMA/PC



Only
5mm

IP40/
IK04



BUSINESS HALL



SHOP MALL



INTEGRATED LAMPBOX

Features:

1. Narrow border structure, which is only 5mm. Dimension can be customized as requirement.
2. LED lighted from both inside edges.
3. Light body can be used as light source and integrated lampbox. It can be installed in supermarket, shop mall, shop, etc.

MODEL	L*W*H(mm)	WATT(MAX)	MATERIAL
HL-PF3030	300*300*15	24W	AL+PMMA
HL-PF3060	300*600*15	30W	AL+PMMA
HL-PF6060	600*600*15	50W	AL+PMMA
HL-PF30120	300*1200*15	60W	AL+PMMA



IP44/
IK04



HOSIPTAL



CLEAN PLANT




CLEAN LAB

Features:

1. Beveled panel light, painted high temperature anti-corrosion.
2. Install directly on the ceiling or wall and close it to the wall surface.
3. LED lighted from both inside edges .
4. Application: hospitals, operating rooms, ICU wards, laboratories, food factories, clean plant etc.

MODEL	L*W*H(mm)	WATT(MAX)	MATERIAL
HL-PF3090	300*900*10	45W	AL+PMM
HL-PF30120	300*1200*10	50W	AL+PMM
HL-PF6060	600*600*10	48W	AL+PMM
HL-PF60120	600*1200*10	60W	AL+PMM



PCB FACTORY



CLEAN PLANT



MUSEUM ROOM

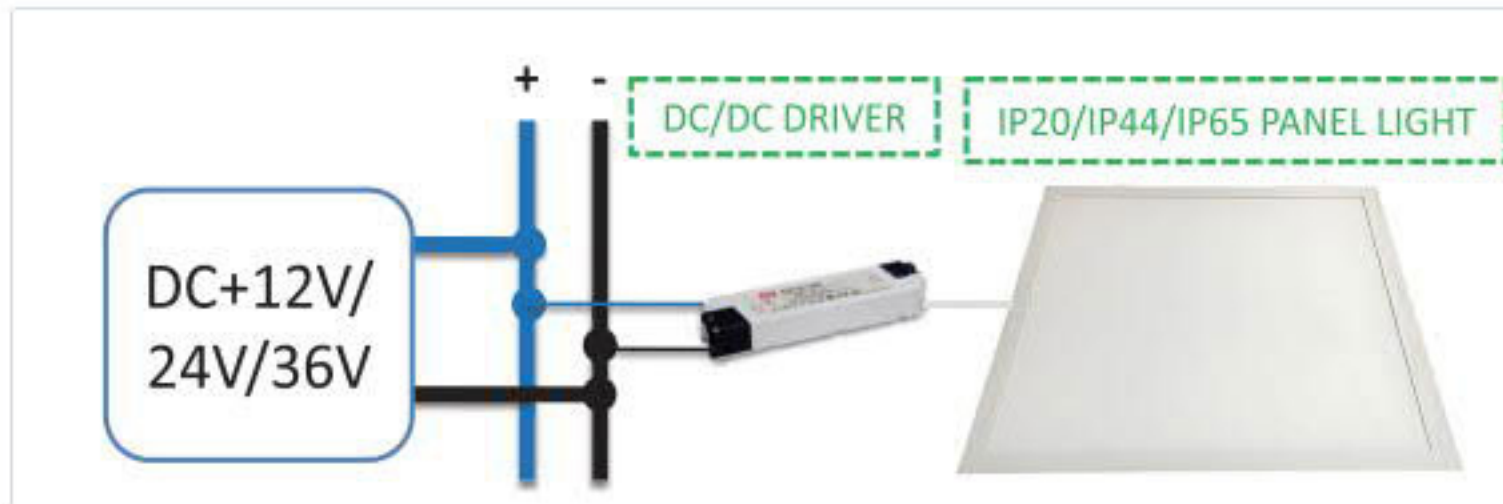
Features:

1. LED light wavelength $\geq 500\text{nm}$.
2. No ultraviolet ray.
3. LED lighted from both inside edges.
4. Application: PCB factory, printing house, Food factory, Museum, Art gallery, Photo studio, Film workshop, etc.



DC
POWER

SAFETY



SOLAR SUPPLY POWER



SELF-SERVICE MACHINE



SUBWAY, TRAIN, BUS VEHICLES

Features:

1. DC power supply connects to panel light DC/DC driver
2. DC voltage: **+12V/24V/36V up to +110V**; IP GRADE: **IP20/IP44/IP65**.
3. Application: lighting project, advertising lamp box, big bus, train subway, and self-service machine, etc



DC
POWER

SAFETY



SOLAR SUPPLY POWER



SELF-SERVICE MACHINE



SUBWAY, TRAIN, BUS VEHICLES

Features:

1. DC power supply connects to panel light directly, Panel light is special designed protection.
2. DC voltage: **+12V/24V/36V up to +110V**; IP GRADE: **IP20/IP44/IP65**.
3. Application: lighting project, advertising lamp box, big bus, train subway, and self-service machine, etc



IP20

PS/
PMMA



OFFICE



MEETING ROOM





HOTEL

MODEL	L*W*H(mm)	WATT(MAX)	LUMEN/WAT	MATERIAL
HL-PF6060	595*595*9	48W	85-130/W	AL+PMMA/PS
HL-PF30120	295*1195*9	50W	85-130/W	AL+PMMA/PS
HL-PF60120	595*1195*9	76W	80-130/W	AL+PMMA/PS



DALI/
0-10V/
UGR<17

IP20/
IP44/
IP65/



OFFICE



LIGHT SOURCE OF
LAMPBOX



HOTEL

Features:

1. Controlled by RF2.4G remoter, DALI module, 0-10V. Controlling capacity is 8m and 20Pcs per module.
2. Wattage (1%-100%) and CCT can be dimmed and adjusted.
3. Application: hotel, cinema, KTV, game hall, auditorium and film etc. light source of lampbox



富利登
FREELED®



SHEN ZHEN ELCONI INDUSTRY CO.,LTD
HONG KONG ELCONI INDUSTRY CO.,LTD

ADD : FOXDA industry Park, No.2 langjing north road, Pingshan District
ShenZhen, China. Tel: 86-755-83041006

Http: www.freeled-lights.com Email: ylc@freeled-lights.com